




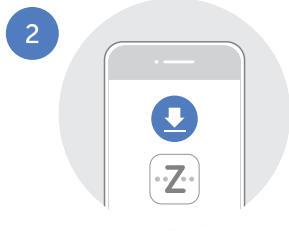
Home Automation made simple.

Get connected now
in just a few steps.



Install the Powerpoint

This **MUST** be installed by a licensed electrician to local wiring regulations.



Download the Zimi App

Available free from the App store or Google Play.



Setup the device

Let Zimi guide you through the network setup process.



Mesh and go

Easily handover the complete network setup to your customer.

WARNING

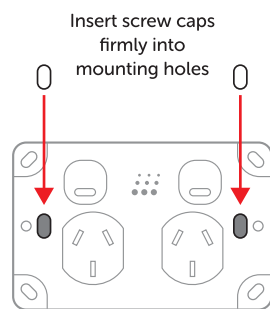
Read before installing



AVOID THE RISK OF ELECTRIC SHOCK.

Once the product has been fastened to the wall and prior to installing the cover, ensure the screw caps are placed firmly into the grid plate screw mounting holes.

Failure to follow these instructions can result in serious injury or death.



SURGE PROTECTION It is strongly recommended to have a surge protection device installed at the main switchboard. Products that are damaged by power surges are not covered by warranty.

FACTORY RESET If you are having problems with your unit, please RESET it. Remove the face plate and depress the RESET button until the indicator changes colour. Allow at least a minute for the device to be ready.

Specifications

Line Voltage Frequency : **50Hz Nominal**

Rated Load : **Maximum Load 10A @ 250V / 2500W**

Powermesh status indicator



BLUE

Device is operational and ready to be setup on a network. Use 'add device' in Zimi to finish setting it up.



WHITE

Device has been setup on a network and is operational. To setup on a different network, simply RESET the device.



RED

Device has a critical fault, try updating the firmware. If unsuccessful, the unit will have to be replaced.



OFF

Please check the unit has power. If the unit is not working, it will need to be returned. If the unit is operational, please check that the indicator hasn't been disabled in 'device settings'.



Need some help?

Please visit www.zimi.life for support and assistance.

Manufacturer's Warranty This product has been manufactured to the highest quality standards. This product is warranted to the original purchaser and is not transferable. The product is guaranteed to be free from defects in workmanship and parts for a period of 1 Year from the date of purchase. Defects that occur within this warranty period, under normal use and care will be repaired, replaced or refunded. The benefits conferred by this warranty are in addition to all other rights and remedies of the consumer under a Commonwealth, State and Territory laws in relation to the goods or services to which this warranty relates and Australian Consumer Law. Risk in regard to the product to be repaired shall at all times remain with the Purchaser. The warranty is given on the condition that the product to which it applies is used for the purpose and in the manner intended by its construction and for no other purposes whatsoever. GSM Electrical (Australia) Pty Ltd shall not be responsible for damage of any kind, caused by accidents, power surges, electrical storm damage, incorrect power current, infestation (vermin or insect), incorrect installation, incorrect electricity or plumbing installation, improper use of controls or failure to use the unit in accordance with the operating instructions, general misuse or abuse or from normal wear and tear. Any attempt by an unauthorised person to repair or tamper with the equipment shall render the warranty null and void. Goods presented for repair under this warranty may be replaced by refurbished goods of the same type rather than being repaired. Refurbished parts may be used to repair the goods. GSM Electrical (Australia) Pty Ltd's liability under this warranty is limited to the replacement and/or repair of the defective parts within the warranty period and does not extend to installation or removal of the product. Acceptance of liability by GSM Electrical (Australia) Pty Ltd contained herein is to the exclusion of any other remedy whatsoever and howsoever arising in respect of any equipment to which it applies.

Proof of Purchase Please keep your purchase docket or receipt as proof of purchase and as proof of the date on which the purchase was made. The purchase docket or receipt must be presented with the warranty when making a claim under this warranty. Failure to produce documentary proof of the date of original acquisition by the original Purchaser will result in a charge being levied for work done, labour and parts supplied. Likewise a charge will be made for any calls following warranty claim where no fault is found with the unit.

Service during the warranty period The first point of contact for product issues is the store of purchase. The product can be personally returned to the original place of purchase for product repair, replacement or refund. Please ensure the product is properly packaged so as to ensure that no damage occurs to the product during transit. Also make sure that you have included an explanation of the problem. In the event of goods requiring repair under manufacturer's warranty the owner is responsible for the cost of transportation. Should the goods be found to be in sound working order the owner might be charged a fee. In the event of repair under warranty on goods more than 30km away from the place of purchase, additional travel costs will be billed to the owner. This warranty is given by GSM Electrical (Australia) Pty Ltd, Level 2, 142-144 Fullarton Road, Rose Park, SA, 5067. To obtain a remedy under the warranty the purchaser must contact GSM Electrical (Australia) Pty Ltd on 1300 301 838 or service@gsm.com.au.

Safety Warnings Read all instructions and safety information. All electrical work must only be undertaken after disconnection of the power by removing fuses or turning off the circuit breaker, to ensure all pole disconnection from the electrical supply. All electrical work must be carried out by a licensed and qualified electrician and in accordance to AS/NZS 3000 Wiring Rules and applicable local authority regulations. This product is not intended for use by persons (including children) with reduced physical, sensory or mental capabilities, or lack of experience and knowledge, unless they have been given supervision or instruction concerning use of the product by a person responsible for their safety. Young children should be supervised to ensure that they do not play with the unit. Do not cut or notch joists, beams and rafters to install the unit. Do not damage hidden electrical wiring or utilities when cutting. The product must be installed so that switches and other controls cannot be touched by a person in the bath or shower. Do not install the product in a location where water will splash onto it. Check and confirm that all connections are proper and secure to prevent causing property damages or injury. Do not install outdoor where it could be exposed to water or moisture (indoor use only).

Trademarks The Trader logo is a registered trademark of GSM Electrical (Australia) Pty Ltd. Zimi and Powermesh and their respective logos are registered trademarks of GSM Innovations Pty Ltd. Google Play and the Google Play logo are trademarks of Google Inc. Apple, the Apple logo, Apple Watch and iPhone are trademarks of Apple Inc., registered in the U.S. and other countries. App Store is a service mark of Apple Inc., registered in the U.S. and other countries.

